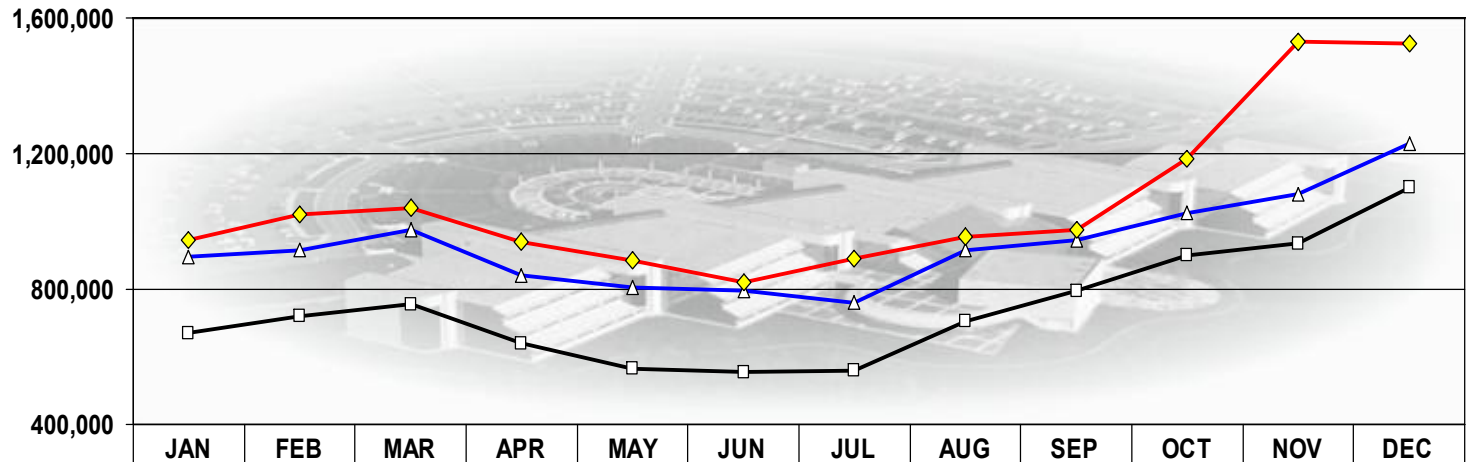
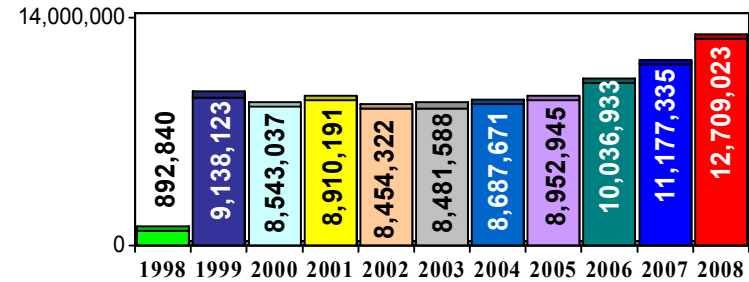
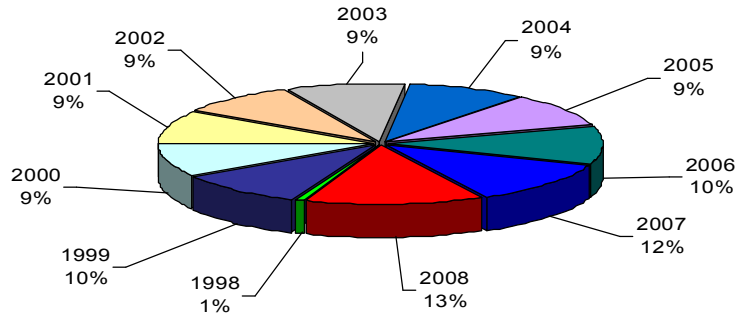




Total NICS Checks

November 30, 1998 – December 31, 2008

PTD 95,984,008



	JAN	FEB	MAR	APR	MAY	JUN	JUL	AUG	SEP	OCT	NOV	DEC
—□— Average 1999-2006	668,467	721,113	752,812	638,952	565,111	553,342	561,833	707,065	796,043	901,959	935,008	1,098,897
—△— 2007	894,608	914,954	975,806	840,271	803,051	792,943	757,884	917,358	944,889	1,025,123	1,079,923	1,230,525
—◇— 2008	942,556	1,021,130	1,040,863	940,961	886,183	819,891	891,224	956,872	973,003	1,183,279	1,529,635	1,523,426