

EXCISE TAXES (Quarterly Comparison)

1st Quarter: (January 1 - March 31, 2007)	
Handguns	\$19,004,400.42
Long Guns	\$28,467,262.71
Ammunition	\$22,562,173.44
Total:	\$70,033,836.57

2nd Quarter: (April 1 - June 30, 2007)	
Handguns	\$21,300,436.59
Long Guns	\$29,621,916.24
Ammunition	\$25,654,956.97
Total:	\$76,577,309.80

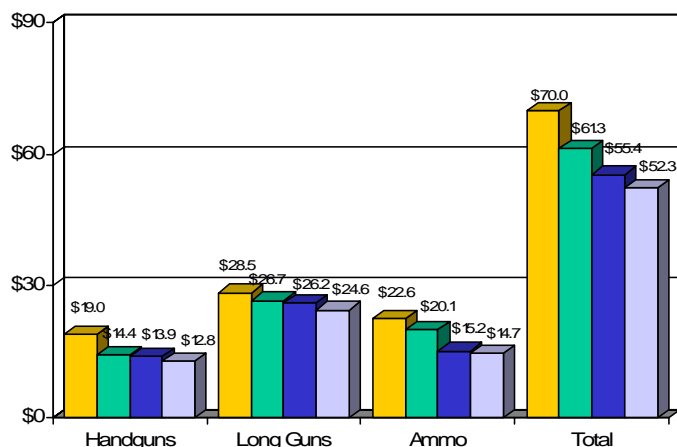
3rd Quarter: (July 1 - September 30, 2007)	
Handguns	\$16,091,596.80
Long Guns	\$31,946,979.20
Ammunition	\$33,810,546.80
Total:	\$81,849,122.80

4th Quarter: (October 1 - December 31, 2007)	
Handguns	\$16,256,847.51
Long Guns	\$31,449,434.07
Ammunition	\$27,077,711.69
Total:	\$74,783,993.27

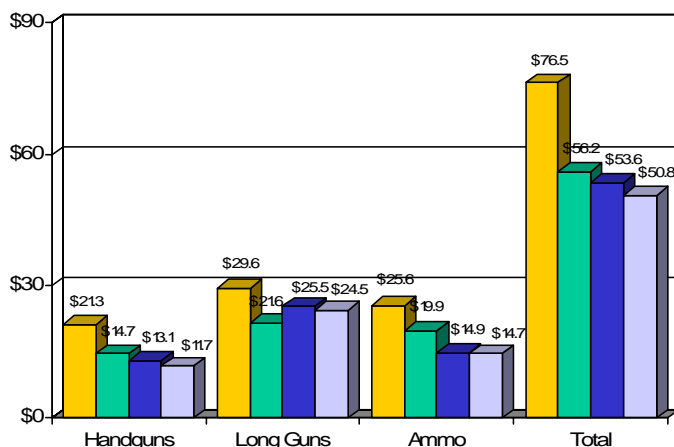
■ 2007
 ■ 2006
 ■ 2005
 ■ 2004

in millions

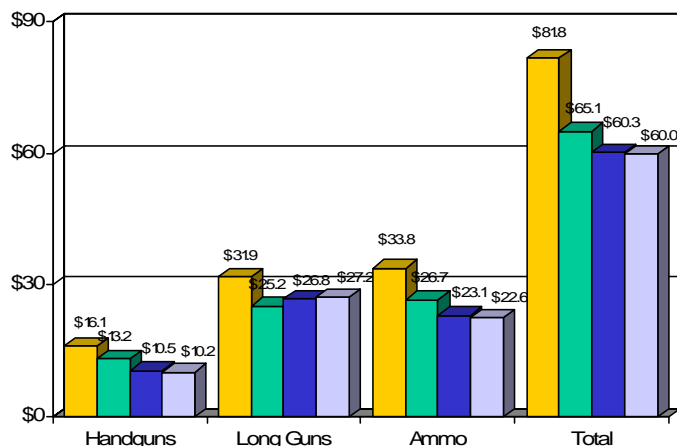
First Quarter Calendar Year



Second Quarter Calendar Year



Third Quarter Calendar Year



Fourth Quarter Calendar Year

